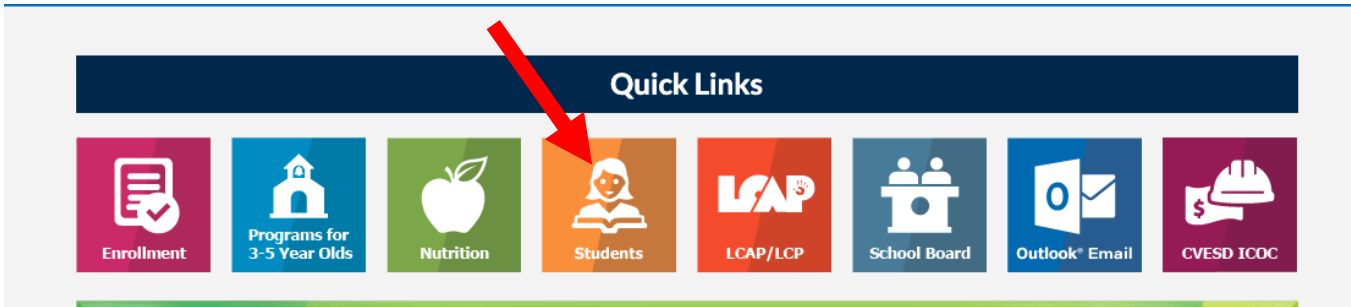


How to Reserve a Library Book

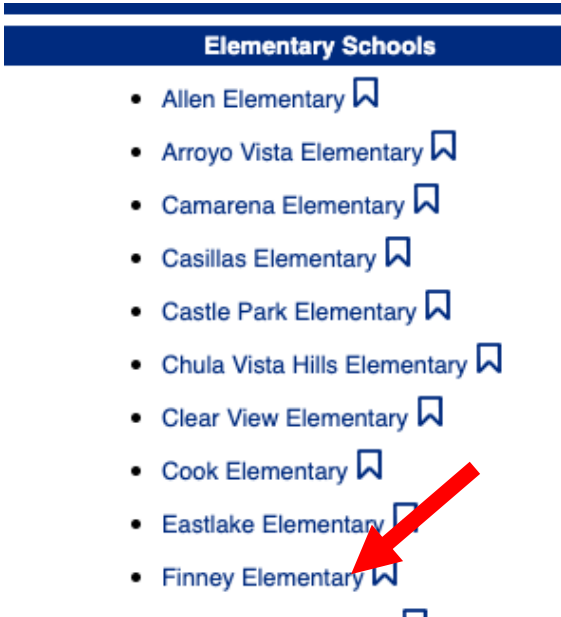
Go to cvesd.org
Click on Students



Click on Follett Destiny



Choose Finney




Click on "log in" on right hand side

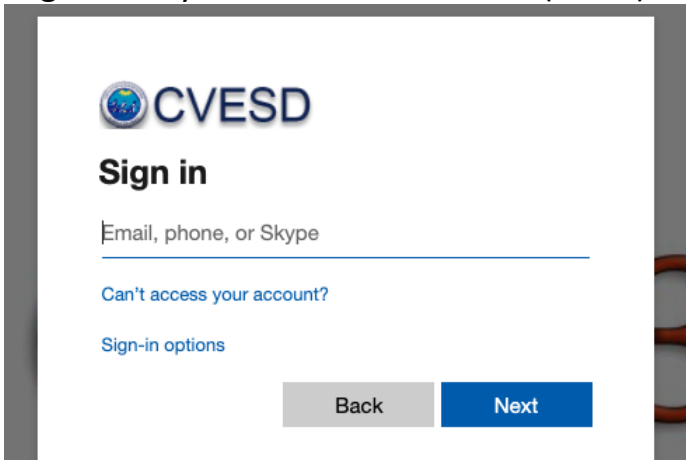


Click on Chula Vista Elem SSO.

Log in using your account with



Log in with your student username (email) and password



Search for a book under the catalog tab. You can search by title or author.

Pick any book and put it on hold by going to the title details and choosing the hold button on the right hand side. You can reserve up to 2 books per week.



Your books will be ready for you to pick up at the drive-through food distribution on the next THURSDAY from 12:00-2:00 in the Finney parking lot. 😊